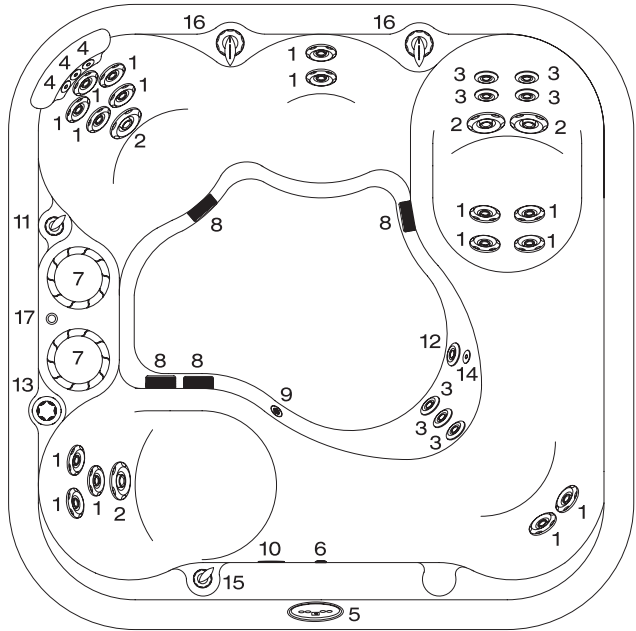


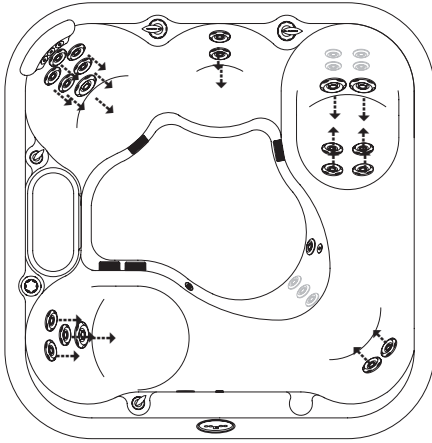
5 Use the Bather's panel to set the temperature, select the filtration, and turn on the jets and lights.

11 This valve controls the water flow of the Cascade Neck jets.



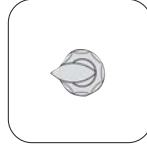
#	Component Identification	Qty.
1	HK™ 12 Jets	16
2	HK™ 16 Jets	4
3	HK™ 40 Jets	7
4	HK™ 8 Neck Jets	3
5	Bathers Control Panel	1
6	IR Sensor	1
7	Filter Canisters	2
8	Suction Fittings	4
9	Floor Drain	1
10	Light	1
11	Neck Jet Valve	1
12	Ozone Injector Fitting	1
13	Spa Frog®	1
14	Spa Frog® Return Fitting	1
15	Waterfall Valve	1
16	PowerShift™ Controls	2

Physical Specifications	Size
Dimensions	84" x 84"
Height	34"
Interior Depth	32.5"
Seating Positions	5
Weight Dry/Lbs.	720
Weight Full/Lbs.	3639
Water Capacity/Gallons	350
Total Therapy Jets	30



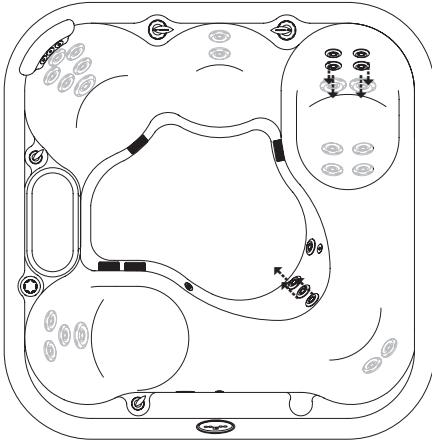
ZONE 2A

Upper-, mid- and lower-back jets.*




ZONE 1A

Mid-, lower-back and leg jets.*




ZONE 2B

Lower-body jets.*



ZONE 1B

Upper- and mid-back jets.*



*Neck jets operate in zone 2.

*Waterfall operates in zone 1.